

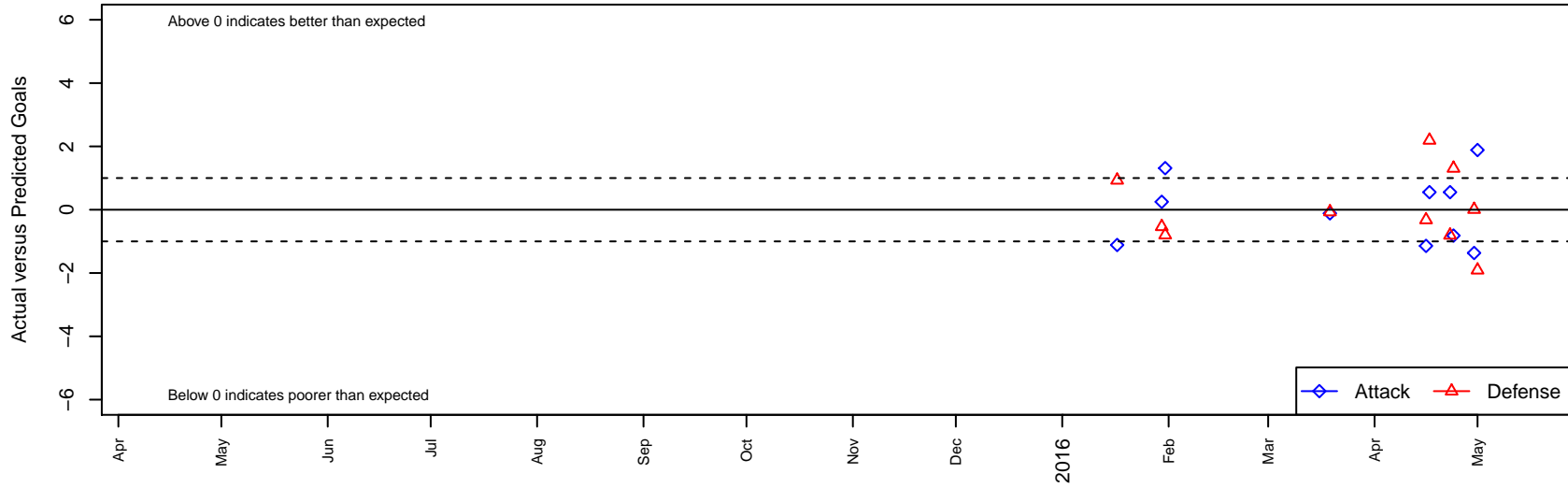
Santa Rosa United ECNL G01

alt names used:

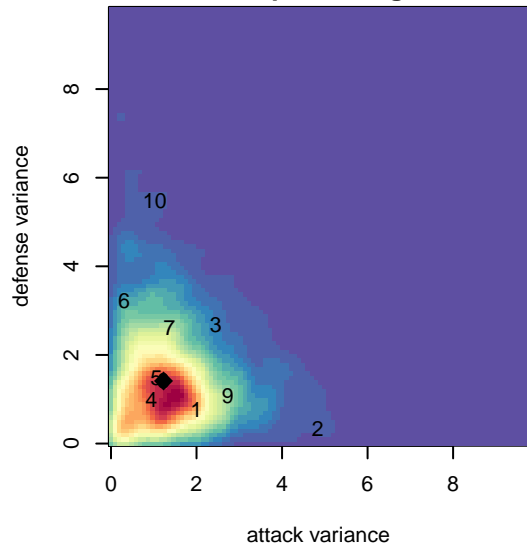
Venues played:
2015 ECNL U14

, CAN
G01 total strength=1441
attack=11.53 defense=7.38
fall league = ECNL U14

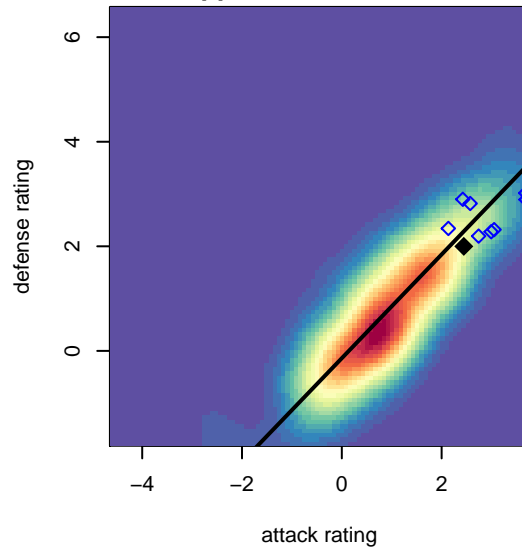
Santa Rosa United ECNL G01
Dots are actual minus expected GF (blue circles) and GA (red triangles).
Blue line is smoothed change in attack strength. Red is smoothed change in defense strength.



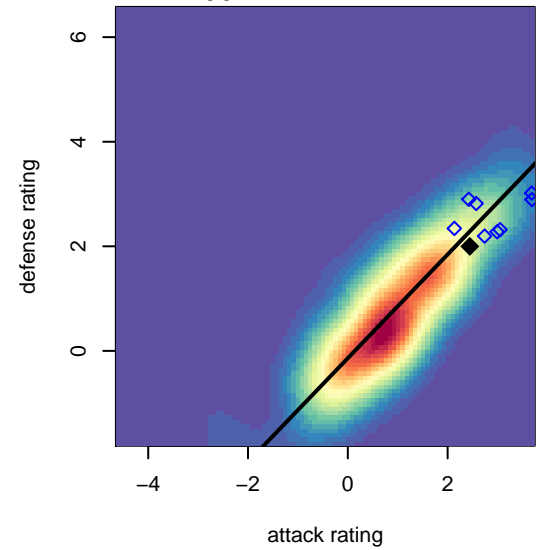
**attack and defense variance (black dot)
relative to other teams
and top 10 in region**



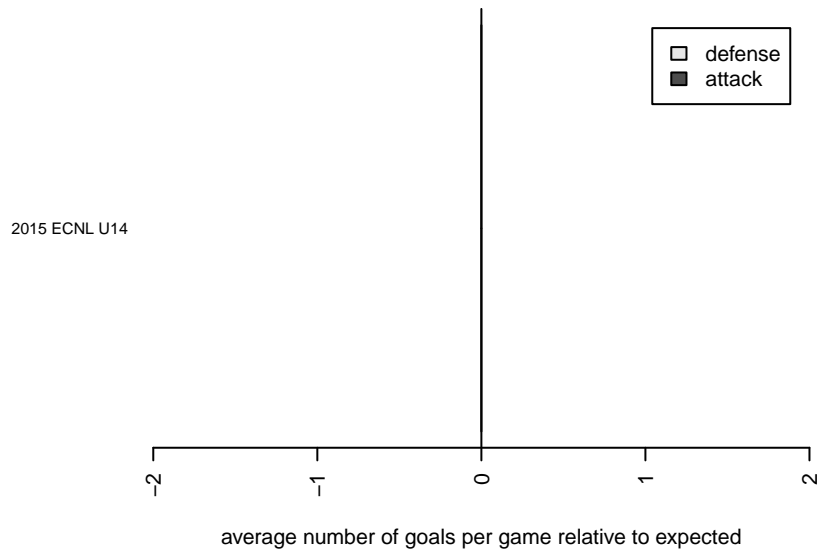
**attack and defense rating
relative to others at age
and all opponents in last 13 months**



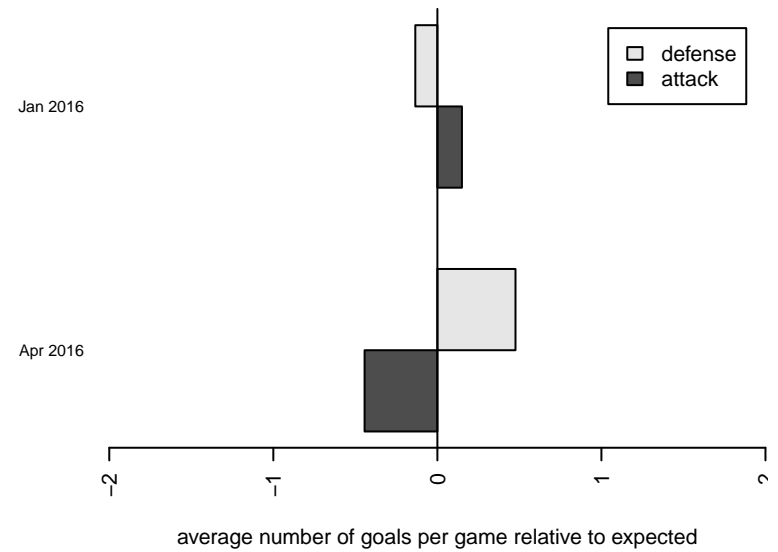
**attack and defense rating
relative to others at age
and all opponents in last 13 months**



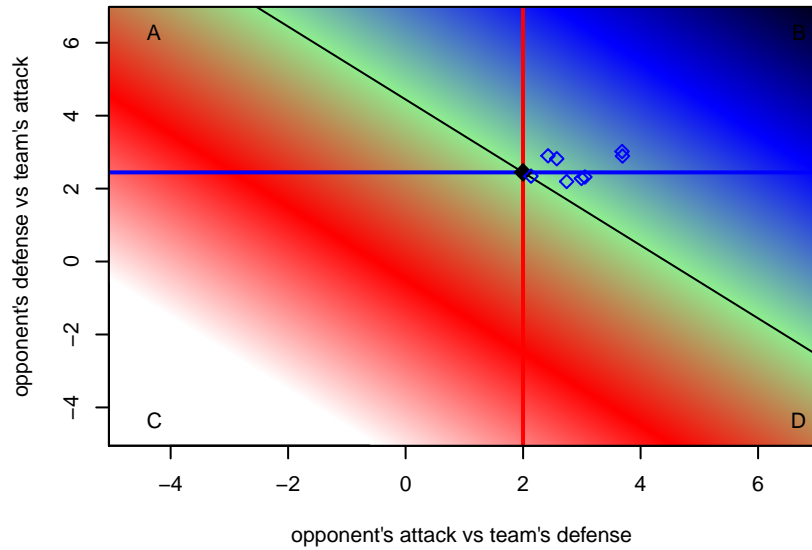
Performance relative to 13 month average



Performance relative to 13 month average



Distribution of opponents
 Red = Lose zone, Blue = Win zone, Green = Even
 Black line separates win/lose zones



lot. A=Neither has attack advantage, B=Opponent has both attack and defense advantage, C=Opponent has both attack and defense disadvantage, D=Both have

date	home		away		venue	pred.home	pred.away
2016-05-01	FC Nova ECNL G01	3	Santa Rosa United ECNL G01	3	2015 ECNL U14	1.09	1.11
2016-04-30	Utah Avalanche ECNLG01	2	Santa Rosa United ECNL G01	0	2015 ECNL U14	2.01	1.37
2016-04-24	Pleasanton Rage ECNL G01	1	Santa Rosa United ECNL G01	0	2015 ECNL U14	2.31	0.82
2016-04-23	Santa Rosa United ECNL G01	1	MVLA ECNL G01	6	2015 ECNL U14	0.45	5.19
2016-04-17	MVLA ECNL G01	3	Santa Rosa United ECNL G01	1	2015 ECNL U14	5.19	0.45
2016-04-16	De Anza Force ECNL G01	3	Santa Rosa United ECNL G01	0	2015 ECNL U14	2.68	1.14
2016-03-19	Santa Rosa United ECNL G01	1	San Juan SC ECNL G01	3	2015 ECNL U14	1.11	2.93
2016-01-31	Santa Rosa United ECNL G01	2	Real Colorado ECNL G01	6	2015 ECNL U14	0.69	5.20
2016-01-30	Santa Rosa United ECNL G01	1	Colorado Storm ECNL G01	2	2015 ECNL U14	0.75	1.46
2016-01-17	San Juan SC ECNL G01	2	Santa Rosa United ECNL G01	0	2015 ECNL U14	2.93	1.11